




Ride the Iwakuni Bus



**Take a bus to
Kintaikyo
(Kintaikyo-Bridge)
or
Shiokaze Park!
(Yuu Beach)**




Contact : Transport Policy Section email:koutsu@city.iwakuni.lg.jp

How to Ride the Bus

STEP 1

Before the ride.

You can use cash(under 1,000yen) or IC cards.
Please wait in line at the bus stop.



STEP 2

Take a bus.

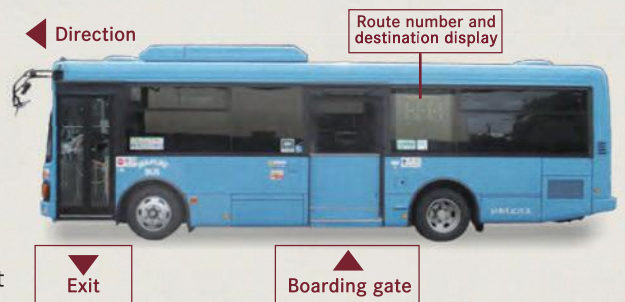
The route number and destination are displayed on the front and side of the bus.
Board through the rear door and take a Numbered ticket. This ticket is required to confirm your fare and to get off the bus.
If you are paying by IC card, place your card on the card reader at the boarding door without taking a numbered ticket.



IC card



Numbered ticket



STEP 3

Inside the bus.

For your safety, please be seated after boarding. If a seat is not available, hold onto a strap or handrail.
The name of the bus stop will be shown on the fare display at the front of the bus. As you approach the bus stop where you want to get off, press the Stop request button.
If no request is made, the bus will pass the bus stop.



Stop request button



Numbered ticket number

Fare display

Next bus stop name

fare

STEP 4

Pay the fare and get off.

Look at the fare display and prepare the exact amount of cash that shows the fare under the ticket number. No change will be given at time of payment, so please break your money in advance and place the exact fare and the numbered ticket in the Fare and ticket slot.

*For your safety, please change money when the bus is not moving.

*The change machine only accepts 1,000 yen bills and coins,

IC card users must hold their card over the card reader at the exit.

Fare and ticket slot



When paying with cash

When paying with an IC card



Change machine

ABOUT CHILDREN :

Children in grades 1-6 are charged half the adult fare (Rounded to the nearest tenth).

One preschooler is free with each adult.

Infants under 1 year of age are free.



ETIQUETTE WHEN RIDING :

- Wait in line at the bus stop.
- Refrain from talking or making phone calls while riding the bus.
- Do not place luggage on seats.
- Refrain from eating or drinking on the bus.
- Wait for a bus to make a full stop before leaving your seat.



How to go to Iwakuni Station or Shiokaze Park (Yuu Beach) from Kichi-mae bus stop (MCAS Iwakuni).

From Kichi-mae bus stop (MCAS Iwakuni) to Iwakuni Station.

Fares:
adults ¥160
children ¥80
Travel time is about
10 min.



※Weekdays only

Route numbers **81** **83** **71** **31**

From Kichi-mae bus stop (MCAS Iwakuni) to Shiokaze Park (Yuu Beach).

Fares:
adults ¥660
children ¥330
Travel time is about
45 min.



Route numbers **81** **83**

How to go to Kintaikyo (Kintaikyo-Bridge), Shin-Iwakuni Station, and Kichi-mae bus stop (MCAS Iwakuni) from Iwakuni Station.

From Iwakuni Station (Bus stop①) to Kintaikyo (Kintaikyo-Bridge) and Shin-Iwakuni Station.

Iwakuni Station



Fares:
adults ¥300
children ¥150
Travel time is about
15 min.

Kintaikyo



Fares:
adults ¥350
children ¥180
Travel time is about
15 min.

Shin-Iwakuni Station



Fares:
adults ¥540
children ¥270
Travel time is about
30 min.

1

Route numbers (bound for Kintaikyo)

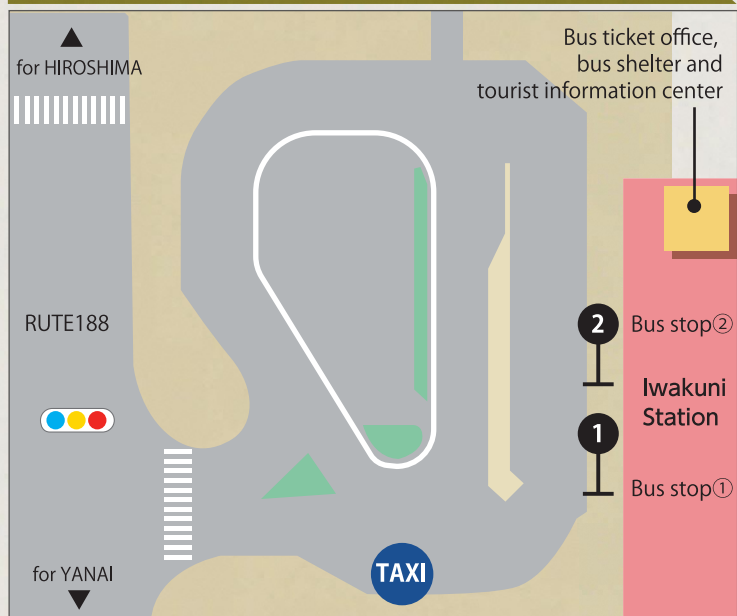
11 **12** **13** **32** ~~**33**~~ **34**

※Weekdays only

(bound for Shin-Iwakuni Station via Kintaikyo)

21

Iwakuni Station (West Exit Station Square)



From Iwakuni Station (Bus stop②) to Kichi-mae bus stop (MCAS Iwakuni).

Fares:
adults ¥160
children ¥80
Travel time is about
5 min.



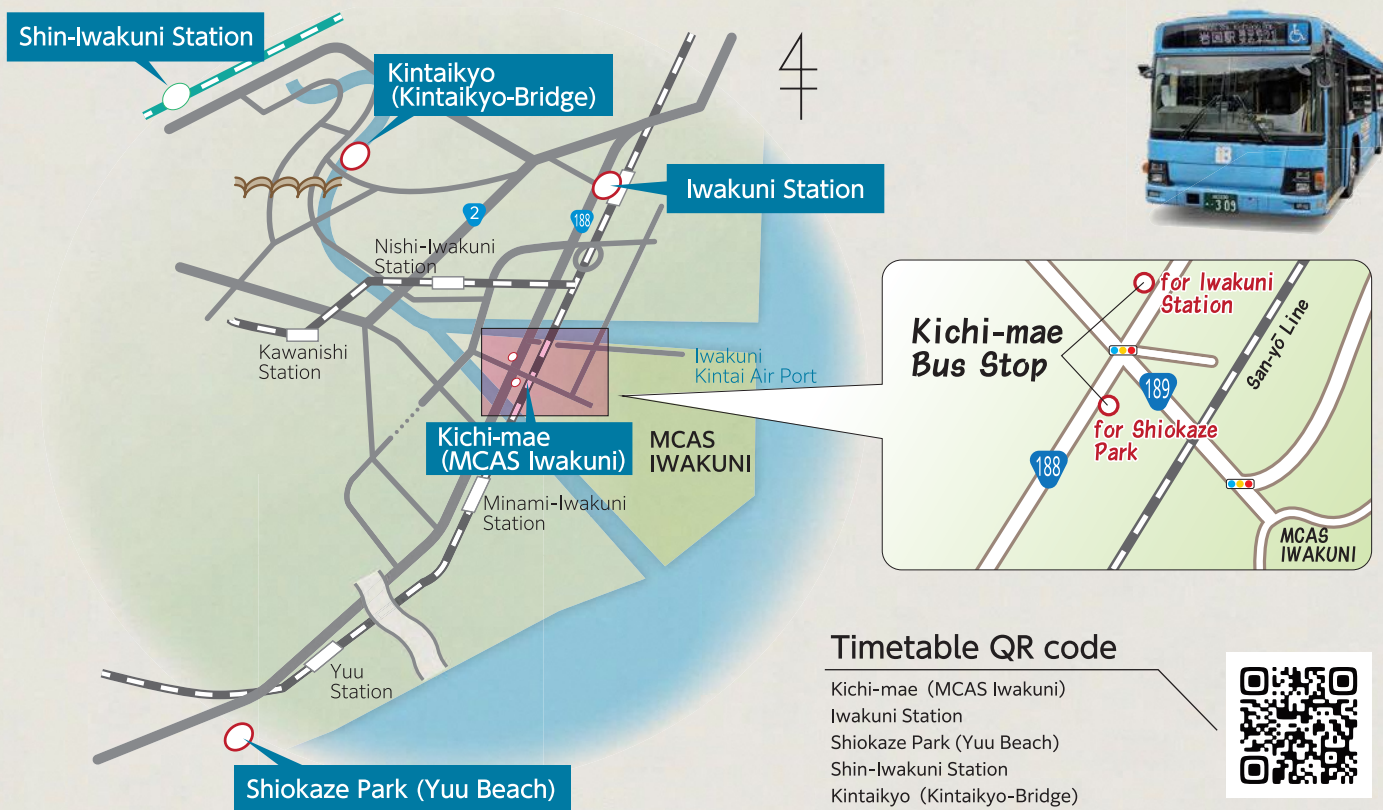
2

Route numbers

81 **83** **61**

※Weekdays only





Communicate by pointing to the sentences

このバスは **目的地** に行きますか？

Does this bus go to **Destination**?

目的地までどのくらいかかりますか？

How long does it take to destination?

目的地までいくらかかりますか？

How much is it to go to destination?

Destination (目的地)

Iwakuni Station (Local train station)
〔岩国駅〕

Kichi-mae (MCAS Iwakuni)
〔基地前〕

Kintaikyo (Kintaikyo-Bridge)
〔錦帯橋〕

Shiokaze Park (Yuu Beach)
〔潮風公園〕

Shin-Iwakuni Station (Bullet train station)
〔新岩国駅〕